

USE WHAT THE PROS USE



SPRING & SUMMER

2024⁺

1983-2023

PRICES IN EFFECT UNTIL JUNE 30TH, 2024 **\$40 SAVINGS**

6" x 48" BELT - 9" & 12" DISC SANDER KC-780FX

- Powerful 1.5 HP direct ball bearing drive motor
- Heavy-duty cast-iron tilting tables and frame
- Adjustable belt unit operates vertically, horizontally or at any set angle in between
- 2 - dust chutes (2" & 2-1/4") for vacuum or dust collector hook-up
- Sturdy cabinet stand
- Quick belt release mechanism
- Both sanders comes complete with heavy-duty miter

NEW

\$1299.

13" PLANER WITH HELICAL CUTTERHEAD KC-13HPC

- Powerful 15 Amp. motor
- Pre-set depth stops for repeat cuts at 1/8", 1/4", 1/2", 3/4", 1", 1-1/4", 1-1/2" and 1-3/4"

HELICAL CUTTERHEAD WITH 26 CUTTER INSERTS

\$679.99

1200 CFM DUST COLLECTORS

- Noise level reading at 36": 66-77dB
- Static pressure (inch of water): 9.5
- Dust port opening: 2 x 4" / 1 x 6"

1 Micron canister filter, offering optimum air flow



\$499.
KC-3105C

\$699.
KC-3105C/KDCF-3500

BENCHTOP JOINTERS

6" BENCHTOP JOINTER WITH HELICAL CUTTERHEAD KC-6HJC

\$425.

Powerful 1 HP motor
HELICAL CUTTERHEAD WITH 12 CUTTER INSERTS



8" BENCHTOP JOINTER WITH HELICAL CUTTERHEAD KC-8HJC

\$599.

Powerful 1 HP motor
HELICAL CUTTERHEAD WITH 16 CUTTER INSERTS



10" BENCHTOP JOINTER WITH HELICAL CUTTERHEAD KC-10HJC

\$999.

Powerful 1 HP motor
HELICAL CUTTERHEAD WITH 22 CUTTER INSERTS



Replacement cutter inserts KW-104 (see p.4)

- Comes with 2 safety push blocks, cutter insert adjustment Torx key and adjustment hex. keys
- Cutterhead speed 12,000 RPM

REPLACEMENT HELICAL CUTTER INSERT KIT (10 PCS) KW-204

\$69.99

FITS: KC-6HJC, KC-8HJC & KC-13HPC



10" WET/DRY SHARPENER KIT KC-4900S

- 1.6 Amp. motor quietly rotates at 115 RPM for maximum precision during sharpening
- Comes with angle guide honing compound and a square edge jig for sharpening a variety of blades and wood chisels



\$229.99

OPTIONAL 4 pc. Accessory Kit KM-130

(Short knife jig, long knife jig, scissors jig & axe jig) **\$69.99**



14" WOOD CUTTING BANDSAW WITH RIP FENCE KC-1402FX

Large 21-3/8" x 15-5/8" cast iron tilting table with rack & pinion adjustment

Powerful 1 HP 120V motor

- Dust chute accepts 2", 3" and 4" dust collector hoses
- Comes complete with cast aluminum miter gauge, rip fence with 5" high face, push stick, adjustment wrench and hex. keys
- Quick release lever blade tension system

\$999.

100 5/8" WOOD CUTTING BANDSAW

Model	Length	Width	TPI	Thickness	Price
KBB-1318-14	100 5/8"	1/8"	14	.025"	\$29.99
KBB-1336-10	100 5/8"	13/16"	10	.025"	\$29.99
KBB-1314-6	100 5/8"	1/4"	6	.025"	\$29.99
KBB-1338-6	100 5/8"	3/8"	6	.025"	\$29.99
KBB-1312-6	100 5/8"	1/2"	6	.025"	\$29.99
KBB-1334-4	100 5/8"	3/4"	4	.025"	\$29.99

MAGNETIC DIGITAL ANGLE GAUGE KW-180N

\$39.99



HEAVY-DUTY UNIVERSAL MOBILE BASE FOR TABLE SAWS KMB-1390X

900 lbs. Max.



\$279.99

10" CABINET TABLE SAW KC-10HCX

- Riving knife blade guard with anti-kickback fingers and laser guide

Prewired for 120V

Accessory fence designed to increase the rip capacity from 30" to 50"



1.75 HP Motor

*** \$1399.**

* After \$40.00 mail-in rebate
Sale price \$1439.00 Taxes payable on price before rebate

50" RIP CAPACITY BARS KIT KRF-H50

\$99.

MELAMINE EXTENSION TABLE FOR KC-10HCX EXT-5050

\$199.

DADO INSERT KW-166

\$59.

240V SWITCH FOR KC-10HCX KW-240-10HCX

\$89.

ULTRA-QUIET OIL-FREE AIR COMPRESSORS

ULTRA-QUIET OIL-FREE AIR COMPRESSOR

KC-2020A
 • 3.8 CFM @ 40 PSI
 • 2.35 CFM @ 90 PSI
 • 125 PSI maximum tank pressure
 • Extra long pump life of over 3000 hours
**2 GALLON
 2 HP (PEAK)**
 (60 Decibels)



\$259.99 ASME safety valve

ULTRA-QUIET OIL-FREE AIR COMPRESSOR

KC-4620A
 • 3.80 CFM @ 40 PSI
 • 2.35 CFM @ 90 PSI
 • 125 PSI maximum tank pressure
 • Extra long pump life of over 3000 hours
**4.6 GALLON (2 X 2.3)
 2 HP (PEAK)**
 (60 Decibels)



\$379.99 ASME safety valve

ULTRA-QUIET OIL-FREE AIR COMPRESSOR

KC-10020SQ
 • 5.6 CFM @ 40 PSI
 • 4.4 CFM @ 90 PSI
 • 125 PSI maximum tank pressure
 • Extra long pump life of over 3000 hours
**10 GALLON
 3 HP (PEAK)**
 (64 Decibels)



\$499.99 ASME safety valve

5.5 PEAK HP 20 GALLON AIR COMPRESSOR

KC-2051H2
 • 150 PSI max pressure
 • 7.6 CFM @ 40 PSI
 • 6.0 CFM @ 90 PSI
 • ASME safety valve

2 cylinder cast iron single stage oil lubricated pump



\$749. ASME safety valve

5.5 PEAK HP 24 GALLON AIR COMPRESSOR

KC-3124V2
 • 150 PSI max pressure
 • 7.6 CFM @ 40 PSI
 • 6.0 CFM @ 90 PSI
 • ASME safety valve

2 cylinder cast iron single stage oil lubricated pump



\$875. ASME safety valve

STATIONARY 6.5 PEAK HP 60 GALLON AIR COMPRESSOR

KC-6160V2
 • 150 PSI max pressure
 • 13.4 CFM @ 40 PSI
 • 11.2 CFM @ 90 PSI
 • High efficiency reed valves

2 cylinder cast iron single stage oil lubricated pump



\$1099.

HIGH OUTPUT 6.5 PEAK HP 60 GALLON AIR COMPRESSOR

KC-5160V2
 • 150 PSI max pressure
 • 22.6 CFM @ 40 PSI
 • 18.5 CFM @ 100 PSI
 • High efficiency reed valves

3 cylinder cast iron single stage oil lubricated pump



\$1499.

INDUSTRIAL 2-STAGE AIR COMPRESSORS

2-STAGE 5 RUNNING HP 80 GALLON AIR COMPRESSOR

KC-5280V3-MS
 • 200 PSI max pressure
 • 19 CFM @ 175 PSI

NEW
 2 cylinder cast iron 2-stage oil lubricated pump



\$3499. Comes with magnetic starter ASME safety valve

2-STAGE 7.5 RUNNING HP 80 GALLON AIR COMPRESSOR

KC-7280V3-MS
 • 200 PSI max pressure
 • 24 CFM @ 175 PSI

NEW
 2 cylinder cast iron 2-stage oil lubricated pump



\$3999. Comes with magnetic starter ASME safety valve

TIRE INFLATION GUN WITH PRESSURE GAUGE

K-1630
\$23.99

COMPRESSOR OIL BOTTLE KW-077 (850ml)
\$9.99

AIR TOOL KIT 8171

71 PC **\$149.99**

ARCTIC FLEX

RETRACTABLE AIR HOSE REEL WITH HYBRID POLYMER AIR HOSE

K-5038FRL 50 ft. x 3/8"
 • All-Weather Flexibility (-40°C to 65°C)
 • Comes with wall mounting
\$109.99

2

MANUAL AIR HOSE REEL WITH HYBRID POLYMER AIR HOSE

K-10014FRL 100 ft. x 1/4"
 • All-Weather Flexibility (-40°C to 65°C)
 • 360° swivel base
\$109.99

(-40°C to 65°C)



HYBRID POLYMER INDUSTRIAL AIR HOSES

HYBRID POLYMER INDUSTRIAL AIR HOSES		
K-2514H	25' x 1/4"	\$21.99
K-2538H	25' x 3/8"	\$29.99
K-5014H	50' x 1/4"	\$33.99
K-5038H	50' x 3/8"	\$44.99
K-10014H	100' x 1/4"	\$54.99
K-10038H	100' x 3/8"	\$65.99

300 PSI MAXIMUM PRESSURE

PREMIUM HYBRID POLYMER GARDEN HOSES

150 PSI (Working) 450 PSI (Burst)
 K-5058GH 5/8" x 50 ft. **\$45.**
 K-10058GH 5/8" x 100 ft. **\$77.**

Extreme All-Weather Flexibility Kink resistant

CLIPPED HEAD FRAMING NAILERS KITS

8228N
Shoots standard
2 3/16" - 3 9/16",
28° - 30° nails



ADJUSTABLE
AIR DEFLECTOR

\$139.99

8234N
Shoots standard
2 3/16" - 3 9/16",
34° nails



ADJUSTABLE
AIR DEFLECTOR

\$139.99

8245RN
• 7/8" to 1 3/4" (11 Ga.)
• Comes with 1/4" air
inlet, debris shield,
safety glasses, oiler,
hex. keys and sturdy
carrying case

ADJUSTABLE
AIR DEFLECTOR

**COIL
ROOFING
NAILER KIT**

\$159.99

NAILERS & STAPLERS

23 GA. X 1 3/8" HEADLESS PIN NAILER KIT

8223PN
• 1/2" to 1-3/8" Pin range
• Comes with 1/4" Air inlet, 2
removable non-marring tips,
oiler, hex. keys and sturdy
carrying case

\$59.99



ADJUSTABLE
AIR DEFLECTOR

23 GA. X 2" HEADLESS PIN NAILER KIT

8251PN
• 1/2" to 2" Pin nail range
• Comes with 1/4" Air inlet, 2
removable non-marring tips,
oiler, hex. keys and sturdy
carrying case

\$119.99



ADJUSTABLE
AIR DEFLECTOR

18 GA. X 1/4" NARROW CROWN STAPLER KIT

8101S
• 3/8" to 1" Staple range
• Comes with 1/4" air inlet,
oiler, hex. keys, & sturdy
carrying case

\$59.99



ADJUSTABLE
AIR DEFLECTOR

16 GA. X 2" MEDIUM CROWN STAPLER KIT

8216S-2
• 3/4" to 2" Staple range
• Comes with 1/4" air inlet,
oiler, hex. keys, & sturdy
carrying case

\$99.99



ADJUSTABLE
AIR DEFLECTOR

18 GA. NAILER/ STAPLER KIT

8210NS
• 18 Ga. x 1/4"
(3/8" to 1 5/8") stapler
• 18 Ga. (3/4" to 2") nailer
• Comes with 1/4" air inlet,
oiler, hex. keys and
sturdy carrying case

\$69.99 **2 in 1**



ADJUSTABLE
AIR DEFLECTOR

16 GA. X 2-1/2" BRAD NAILER KIT

8225NL
• 3/4" to 2 1/2" Nail range
• Comes with 1/4" air
inlet, oiler, hex. keys,
& sturdy carrying case



ADJUSTABLE
AIR DEFLECTOR

\$99.99

2" FLOORING STAPLER/ CLEAT NAILER KIT

8260FSN-2
• 1" to 2" Staple range
• 1 1/2" to 2" Cleat
nail range
• Comes with mallet,
1/4" air inlet,
safety glasses,
oiler, hex. keys
& sturdy
carrying case

2 in 1

\$199.99



18 GA. X 2" BRAD NAILER KIT

8201NL
• 3/4" to 2" Nail range
• Comes with 1/4"
air inlet, oiler, hex.
keys, & sturdy
carrying case

**NEW &
IMPROVED**

\$59.99



ADJUSTABLE
AIR DEFLECTOR

13" PLANER / MOULDER

KC-235PM

- Powerful 1.5 HP motor
- Double drive belt system
- 6 1/8" max. planing /moulding thickness



10 PC. MOULDING KNIFE SET K-4509K

ALSO AVAILABLE: 20 INDIVIDUAL MOULDING KNIFE SETS

\$279.



H.S.S. PLANER KNIVES

13"	15"	20"
KKC-13PM Fits: KC-235PM	KKC-15	KKC-20
\$89.99	\$99.99	\$159.99

\$1999.

PLANERS WITH SPIRAL CUTTERHEADS

15" PLANER WITH SPIRAL CUTTERHEAD

KC-390FX

- Powerful 3 HP motor (220V motor)
- A spiral cutterhead is 50% quieter than a conventional cutterhead
- Anti-kickback fingers in front of the infeed roller to prevent wood kickback
- Magnetic safety switch
- Comes complete with cabinet stand and 4" dust collector outlet



4 Row spiral cutterhead with 74 replaceable cutter inserts



\$3249.


20" PLANER WITH SPIRAL CUTTERHEAD

KC-526FX

- Powerful 5 HP motor (220V motor)
- A spiral cutterhead is 50% quieter than a conventional cutterhead
- Anti-kickback fingers in front of the infeed roller prevents wood kickback
- Magnetic safety switch
- Comes with 5" dust chute



4 Row spiral cutterhead with 98 replaceable cutter inserts



\$4999.

CARBIDE CUTTER INSERT KITS

KW-140

- Carbide inserts cut on all 4 sides
- Cutter size: 14mm x 14mm x 2mm
- Fits: KC-526FX / KC-530FX / KC-630FX-2/ KC-630FX-6

KW-104

- Carbide inserts cut on all 4 sides
- Cutter size: 15mm x 15mm x 2.5mm
- Fits: KC-10HJC/KC-525FX/ KC-530FXR/ KC-12HJPC



\$99. EA.

PLANERS

JACK SCREW CUTTERHEAD SYSTEM



15" PLANER

KC-382CFX

- 3 HP motor
- 6" max planing thickness
- Includes cabinet stand, planing knife, setting gauge and 4" dust collector outlet

\$1899.

JACK SCREW CUTTERHEAD SYSTEM



15" PLANER

KC-385FX

- 3 HP motor
- 8" max planing thickness
- Includes cabinet stand, planing knives, knife setting gauge and 4" dust collector outlet

***\$2099.**

*After \$40.00 mail-in rebate
Sale price \$2139.00 Taxes payable on price before rebate

EXTENDABLE & FLEXIBLE CONVEYOR ROLLER TABLE

KRRS-109



- Extends from 19" to 52"
- Raises from 24" to 45"
- 300 Lbs. max. capacity

\$329.99

JACK SCREW CUTTERHEAD SYSTEM



20" HEAVY-DUTY PLANER

KC-520C

- Powerful 5 HP (220V motor)
- Cuts per inch : 104-83
- Feed rate: (16-20 FPM)
- 8" max. planing thickness
- Magnetic safety switch

\$3299.



FOLDING ROLLER STAND KRS-102

- Stand height is adjustable from 27" to 44"



\$29.99

3 in 1 FOLDING ROLLER STAND KRS-108

- Stand height is adjustable from 27" to 44"



\$39.99

JOINTERS

6" JOINTER

KC-61FX

- Powerful 1 HP motor
- 6 3/4" x 46" table size
- 29" x 5" fence size



\$899.

6" JOINTER WITH SPIRAL CUTTERHEAD

KC-65FX

- Powerful 1 HP motor
- A spiral cutterhead makes 50% less noise

4 Row spiral cutterhead with 26 replaceable cutter inserts



\$1549.

6" PARALLELOGRAM JOINTER

KC-70FX

- Powerful 2 HP motor
- 6" x 55 1/2" table size
- 36" x 5" fence size



\$1299.

6" PARALLELOGRAM JOINTER WITH SPIRAL CUTTERHEAD

KC-75FX

- Powerful 2 HP motor
- A spiral cutterhead makes 50% less noise
- Parallelogram table adjustment system

4 Row spiral cutterhead with 32 replaceable cutter inserts



\$1899.

MAGNETIC & MICRO ADJUSTABLE KNIFE JIG ALIGNMENT KIT

KKC-50

\$79.99



KNIFE JIG ALIGNMENT KIT

KKC-60

\$49.99



For Jointers

EXTENDABLE UNIVERSAL MOBILE BASE

KMB-1250

\$69.99



500 lbs. Max.

INDUSTRIAL MOBILE BASE

KMB-1290

\$129.99



900 lbs. Max.

8" INDUSTRIAL JOINTER

KC-203C

- Powerful 2 HP motor
- 9" x 73" table size
- 35" x 5" fence size



H.S.S. & CARBIDE JOINTERS KNIVES

Model	Blade Material	Size	Unit/Kits	Price
KKC-6	H.S.S.	6"	3	\$39.99
KKC-8	H.S.S.	8"	3	\$59.99
KKC-120	H.S.S.	12"	3	\$99.99

\$1699.

8" PARALLELOGRAM JOINTER

KC-80FX

- Powerful 2 HP motor
- 8" x 76 1/2" table size
- 36" x 5" fence size



\$1899.

8" PARALLELOGRAM JOINTER WITH SPIRAL CUTTERHEAD

KC-85FX

- Powerful 2 HP motor
- A spiral cutterhead makes 50% less noise

4 Row spiral cutterhead with 36 replaceable cutter inserts



\$2399.

12" PARALLELOGRAM JOINTER

KC-120FX (220V, 1phase, 60Hz)

KC-120FX-5 (550V, 3 phase, 60Hz)

- Powerful 3 HP motor
- 84" x 13" table size
- 36" x 5" fence size



\$3999.

12" PARALLELOGRAM JOINTER WITH SPIRAL CUTTERHEAD

KC-125FX (220V, 1phase, 60Hz)

KC-125FX-5 (550V, 3 phase, 60Hz)

- Powerful 3 HP motor
- Easy set-up (Carbide cutter inserts)
- A spiral cutterhead makes 50% less noise

4 Row spiral cutterhead with 52 replaceable cutter inserts



\$4599.

12" INDUSTRIAL JOINTER/PLANER WITH SPIRAL CUTTERHEAD

KC-12HJPC

- Powerful 3 HP motor
- A spiral cutterhead makes 50% less noise
- Large 43" x 6" aluminum extruded fence pivots 0-45°
- Comes with 2 push blocks, set of 5 replacement cutter inserts, 2 T25 Torx screwdrivers and adjustment hex. keys




Shown here in planer mode

5 Row spiral cutterhead with 60 replaceable cutter inserts



COMBO



WOW
NEW/LOWER PRICE
\$3999.

POWER FEEDERS

KPF-30V

- 3 1/8" roller diameter
- 1 3/16" roller width

1.2 AMP. MOTOR
VARIABLE SPEED



\$649.99

KPF-32

- 3 1/8" roller diameter
- 1 3/16" roller width

2.5 AMP. MOTOR



\$999.

KPF-34

- 4 3/4" roller diameter
- 2 1/4" roller width

6.2 AMP. MOTOR (220V)



\$1599.

HOLLOW CHISEL MORTISERS

5/8" HOLLOW CHISEL MORTISER WITH TILTING HEAD

MA-1050ST

- Powerful 3/4 HP motor
- Includes sleeve adaptors which accept 5/8" and 3/4" diameter chisel shanks
- Comes complete with mortising chisel and bit set (1/4", 5/16", 3/8" & 1/2"), 1/2" chuck and key, column mounted hold down, pair of 9 position table hold downs and quick release vise

HEAD TILTS FROM 0° TO 30° TO THE RIGHT AND LEFT



\$749. \$2199.

OPTIONAL STAND

SS-1050ST



\$159.

INDUSTRIAL WOODWORKING SHAPER

KC-351S

- Spindle travels a full 3"
- Spindle speeds, 8,000 & 10,000 RPM
- Comes complete with 1/2" & 3/4" interchangeable spindles, 1/4" & 1/2" router bit adaptors and a miter gauge



Powerful 3 HP motor (220V)



3/4" UNIVERSAL SHAPER CUTTERHEAD WITH 13 INTERCHANGEABLE PROFILE CUTTERS

KW-091



\$239.99

1" HOLLOW CHISEL MORTISER WITH TILTING HEAD

MA-1075ST

- Powerful 1 HP 110V/220V dual voltage motor
- 1/4" to 1" chisel and bit capacity
- Large longitudinal and transversal 19" x 12-1/2" sliding table reclamping of the workpiece
- Includes chisel adaptor bushings which accept 5/8" and 3/4" diameter chisel shanks
- Comes complete with mortising chisel and bit set (1/4", 3/8", 1/2" & 3/4"), chisel adaptor bushings, 1/2" chuck and key

HEAD TILTS FROM 0° TO 30° TO THE RIGHT AND LEFT



\$2499.

OPTIONAL STAND

SS-1075ST



\$499.

13-SPINDLE LINE BORING MACHINE

KC-1300BM

- Powerful 1.5 HP 110V motor
- Designed for simultaneous multi-hole line boring or drilling, ideal for cabinet makers or shelving applications
- 13 spindles spaced 1-1/4" on centre, allowing drilling up to 13 evenly spaced holes
- Fully adjustable aluminum fence with work stops at each end to line up workpiece from the right or left to perform parallel boring patterns
- Indexing pins allow correct spindle alignment for resuming line boring operations in long workpieces

Large 31-1/2" x 15-3/4" melamine table top



\$2999.

BLUM® HINGE BORING HEAD ATTACHMENT KW-162

- Blum style 45mm-9.5mm three-hole pattern
- 3 spindle heads (rotation-2 left/1 right)
- Can be used with or without the 8mm boring bits
- Comes with 35mm hinge boring bit, 8mm boring bits (1 left/1 right), link-bar and adjustment wrench



\$849.



ADJUSTABLE HEIGHT STOP AND DEPTH



ADJUSTABLE FENCE WORK STOPS AND EXTENSION WORK STOPS

DRILL PRESSES & ACCESSORIES

29 PC. TITANIUM DRILL BIT SET
KDB-29T
29 (1/16"-1/2" x 1/64")
\$39.99



DRILL PRESS CHUCK SAFETY GUARD
KM-118
Fits KC-118FC

\$29.99

17" DRILL PRESS

KC-118FC
• 12.5 Amp. motor
• 16 speeds
240-3400 RPM)
• 17" swing
• 3 1/4" stroke
• 5/8" chuck

\$799.

17" DRILL PRESS with SAFETY GUARD & LIMIT SWITCH

KC-118FC-LS
• 12.5 Amp. motor
• 16 speeds
(240-3400 RPM)
• 17" swing
• 3 1/4" stroke
• 5/8" chuck

\$899.

22" DRILL PRESS

DRILL PRESS CHUCK SAFETY GUARD
KM-122
Fits KC-122FC

\$29.99

KC-122FC
• 12.5 Amp. motor
• 1 1/4" capacity
• Spindle taper MT #4
• 12 speeds
(180-4200 RPM)
• 4 3/4" stroke
• 3/4" chuck

\$1199.

22" DRILL PRESS with SAFETY GUARD & LIMIT SWITCH

KC-122FC-LS
• 12.5 Amp. motor
• 1 1/4" capacity
• Spindle taper MT #4
• 12 speeds
(180-4200 RPM)
• 4 3/4" stroke
• 3/4" chuck

\$1299.

15" VARIABLE SPEED INDUSTRIAL DRILL PRESS

Variable speed handwheel with digital readout

Safety guard with limit switch protection

LONG 6" STROKE

KC-30HS-VS

• Powerful 1 HP motor
• E-stop 2 step activation safety switch with line voltage interruption
• Variable speeds: 400-5,000 RPM
• 5/8" drill chuck and key

\$2999.

WOOD MORTISING ATTACHMENT

MA-511
Kit comes with chisel holder, holddown arms, holddown bracket, fence, ring bushing adaptors, 4 pc. 1/2" shank mortising chisels & bits and carrying case

\$119.99

DRILL PRESS VISES

KPV-3 3" **\$19.99**
KPV-4 4" **\$24.99**
KPV-5 5" **\$39.99**
KPV-6 6" **\$49.99**

CROSS SLIDE VISES

Makes lateral or longitudinal adjustments simple

KCV-4N 4" **\$69.99**
KCV-5N 5" **\$99.99**
KCV-6N 6" **\$129.99**

THE MOST INNOVATIVE DRILL PRESSES

16" NOVA VIKING DVR DRILL PRESS



DVR WITH ADAPTIVE CONTROL™ SOFTWARE

83705
• Powerful direct drive 1 HP high torque motor with no pulleys or belts
• Spindle taper MT #2
• Comes with 5/8" drill chuck & key, firmware USB cable

\$1699.

18" NOVA VOYAGER DVR DRILL PRESS



58006
• Powerful direct drive 1.75 HP high torque motor with no pulleys or belts
• Spindle taper MT #2
• Comes with 5/8" drill chuck & key, firmware USB cable

\$2399.

Digital Readout

12" BENCH VARIABLE SPEED DRILL PRESS

KC-12HS-VS
• Powerful 1/2 HP, 5 Amp.
• Variable speeds (580 - 3200 RPM)
• Comes with 5/8" drill chuck, chuck key, onboard chuck key storage and adjustment hex. keys

Mechanical variable speed system



\$449.99

15" FLOOR VARIABLE SPEED DRILL PRESS

KC-15HS-VS
• Powerful 3/4 HP, 8.6 Amp. motor
• 4" stroke capacity allows drilling workpieces up to 4" thick
• Variable speeds 2 (280 - 1100/ 900-3300) RPM
• Comes with 5/8" drill chuck, chuck key, onboard chuck key storage and adjustment hex. keys

\$649.99

LONG 6" STROKE

17" LONG STROKE DRILL PRESS with SAFETY GUARD

KC-119FC-LS
• 12.5 Amp. motor
• 12 speeds (255-2750 RPM)
• Spindle taper MT #3
• 16 15/16" swing
• 6" stroke
• 3/4" chuck

\$1099.

Safety Guard with Limit Switch
83750
Fits #83705
\$399.

Safety Guard with Limit Switch
58501
Fits #58006
\$399.

REMOTE POWER CONTROL SYSTEM
RC-110 (110V)

- 120° INFRARED RAY RECEIVING ANGLE
- INCLUDES MOUNTING HARDWARE AND 2 AAA BATTERIES



\$139.99

DUST COLLECTORS & ACCESSORIES

700 CFM

KC-2405C

- Washable 1 micron upper felt dust bag for optimal air flow efficiency and reusable clear plastic lower dust bags (3)
- 4" diameter inlet port



\$429.

1200 CFM

KC-3109C

- 2 HP (220V) motor
- Improved metal impellers for maximum air flow performance
- Comes with wheel castors for portability



\$599.

600 CFM

KC-1105C

- 1 HP motor
- Heavy duty bag
- Comes complete with 10' hose, dust hood, dust hood support and wheel castors for portability



\$325.

1 MICRON CANISTER FILTER FOR 1.5, 2 & 3 HP DUST COLLECTORS
KDCF-3500

Designed to fit KING dust collectors KC-3105C, KC-3108C, KC-3109C, KC-4043C, KC-4045C and other similar dust collectors. Dimension: 19-3/4" to 20-1/4" I.D. x 25" high



\$349.99

DUST COLLECTION HOSE KIT #1
K-1054

- KIT Includes:**
- 4" X 10 ft. Wood Dust Collection Hose
 - 4" Universal Dust Hood
 - 2 x 4" Wire Hose Clamps



\$49.99

DUST COLLECTION HOSE KIT #2
K-1055

- KIT Includes:**
- 2 x 4" blast gates
 - 4" table saw dust hood
 - 4" universal dust hood
 - 4" Y-fitting
 - 10 x 4" wire hose clamps
 - 2 x 4" X 10 ft. wood dust collection hoses



\$99.99

CLEAR FLEXIBLE COLLAPSIBLE PVC HOSE

K-1033-50



\$3.99

K-1034-50



\$3.99

K-1035-50
\$5.49

4" ALUMINUM BLAST GATE
K-1142



\$23.99

4" BLAST GATE
K-1007



\$9.99

4" T-FITTING
K-1013



\$9.99

4" Y-FITTING
K-1015



\$9.99

4" ELBOW
K-1017



\$9.99

4" SPLICE
K-1019



\$9.99

1" - 6" UNIVERSAL ADAPTOR
K-1039



\$9.99

WIRE HOSE CLAMPS
4"-K-1317



\$2.79

5"-K-1318
\$2.99

DUST COLLECTION SEPARATOR with ELBOW
K-1056/
K-1017



To maximize the cyclonic air flow in the drum

\$49.99

2280 CFM

KC-4045C

- 3 HP (220V) motor
- Improved metal impellers are precision balanced and designed for maximum air flow performance
- 4" diameter dust ports accept accessory hoses for attaching up to 3 machines
- Comes with wheel castors for portability



\$899.

3980 CFM

KC-5043FX-2

5 HP (220V)

KC-5043FX-6

5 HP (600V)

- Improved metal impellers are precision balanced and designed for maximum air flow performance
- 4" diameter dust ports accept accessory hoses for attaching up to 4 machines
- Comes with wheel castors for portability



\$2899.

TOTAL HEIGHT 11 FT.

4" DUST COLLECTION HOOK-UP SYSTEM



Ideal for connecting two machines to a dust collector

KW-270

27 pc Kit includes;

- 4 pc- 4" x 36" Clear tubes
- 1 pc- 4" x 7" Clear tube
- 2 pc- 4" 45 degree elbows
- 2 pc- 4" 90 degree elbows
- 7 pc- 4" adaptor fittings
- 2 pc- 4" Blast gates
- 1 pc- 4" Y-fitting
- 8 pc- retaining Brackets (including 16 screws and 16 wall plugs)



\$175.

1 MICRON FELT UPPER BAG

KDCB-3108T-1MIC
Fits: KC-3105C, KC-3108C & KC-3109C



\$69.99

CLOTH BOTTOM DUST BAG

KDCB-3105B

Fits KC-3105C, KC-3108C, KC-3109C

\$49.99

SEE THROUGH PLASTIC BOTTOM DUST BAG

KDCB-5

5 BAGS PER BOX

\$29.99



CYCLONE SEPARATOR

KC-2940S

- Cyclonic force removes 99% of dust and wood chips before it reaches your dust collector
- Recommended for 1.5 to 3 HP dust collectors
- Cyclonic action separates heavy debris from the fine particles and directs them into the steel drum
- 6" Inlet with 2 x 4" adaptor
- 7" Outlet with 6" adaptor, and additional 1" to 6" adaptor included
- Drum bag included

29 Gallon steel drum

Turn your dust collector into a heavy-duty two-stage cyclone dust collection system



\$399.99

DUST COLLECTORS WITH 1 MICRON CANISTER FILTERS

700 CFM DUST COLLECTOR WITH CANISTER FILTER

KC-2405C/KDCF-2400

- Noise level reading at 36": 75-85 dB
- Static pressure (inch of water): 6.1
- Dust port opening: 4"

1 HP
7 Amp. @ 120V



1 Micron Canister filter

\$599.99

1200 CFM DUST COLLECTOR WITH CANISTER FILTER

KC-3109C/KDCF-3500

- Noise level reading at 36": 66-77 dB
- Static pressure (inch of water): 9.5
- Dust port opening: 2 x 4" / 1 x 6"

2 HP
9 Amp. @ 220V



1 Micron Canister filter

\$899.

2280 CFM DUST COLLECTOR WITH CANISTER FILTERS

KC-4045C/KDCF-3500

- Noise level reading at 36": 75-85 dB
- Static pressure (inch of water): 11.8
- Dust port opening: 3 x 4" / 1 x 8"

3 HP
10 Amp. @ 220V



1 Micron Canister filters

\$1499.

3 SPEED AIR CLEANERS

2 stage filtration, one disposable electrostatic 5 Microns outer filter and 1 Micron inner two pocket filter

KAC-410

.9 Amp. motor
Air suction capacity
410 CFM

\$279.99



COMES WITH 3-SPEED REMOTE CONTROL

KAC-1200

4.2 Amp. motor
Air suction capacity
720, 1115, 1290 CFM

\$399.99



COMES WITH 3-SPEED REMOTE CONTROL

KAC-1400

3 Amp. motor
Air suction capacity
950, 1085, 1400 CFM

\$599.99



COMES WITH 3-SPEED REMOTE CONTROL

CYCLONE DUST COLLECTORS & ACCESSORIES

1.5 HP CYCLONE DUST COLLECTOR

KC-8150C

- Noise level reading at 36": 78 dB
- Static pressure (inch of water): 9.7
- 29 Gallon steel drum with quick release handle and castor wheels for easy disposal
- Complete with 4 locking castor wheels for portability
- Dust port opening: 2 x 4" / 1 x 6"

988/1320 CFM

INCLUDED Remote Control!



\$1899.

2 HP CYCLONE DUST COLLECTOR

KC-8200C

- Noise level reading at 36": 78 dB
- Static pressure (inch of water): 10.9
- 29 Gallon steel drum with quick release handle and castor wheels for easy disposal
- Complete with 4 locking castor wheels for portability
- Dust port opening: 2 x 4" / 1 x 7"

1071/1650 CFM

INCLUDED Remote Control!



\$2199.

3 HP CYCLONE DUST COLLECTOR

KC-8300C

- Noise level reading at 36": 79 dB
- Static pressure (inch of water): 11
- 54 Gallon steel drum with quick release handle and castor wheels for easy disposal
- Complete with 4 locking castor wheels for portability
- Dust port opening: 3 x 4" / 1 x 8"

1942/2900 CFM

INCLUDED Remote Control!



\$2799.

OPTIONAL

6PC. HEAVY-DUTY BAG KITS

KDCB-82

(Fits: KC-8150C

KC-8200C)

\$39.

KDCB-83

(Fits: KC-8300C)

\$59.



5 HP CYCLONE DUST COLLECTOR

KC-8500C

- Noise level reading at 36": 76 dB
- Static pressure (inch of water): 14.5
- 54 Gallon steel drum with quick release handle and castor wheels for easy disposal
- Complete with 4 locking castor wheels for portability
- Canister filter insulation panels with foam insulation lowers noise level
- Dust port opening: 5 x 4" / 1 x 10"

2701/4400 CFM

Auto Canister Filter Cleaner



INCLUDED Remote Control!

\$4299.

OSCILLATING SPINDLE SANDERS & ACCESSORIES

OSCILLATING SPINDLE SANDER

KC-OVS-TL

- Table can be tilted downwards up to a maximum of 45° to allow the sanding of beveled parts
- Comes standard with 3 spindles (1/4", 1/2" and 5/8") and 2 drums (1-1/2" and 2")

\$799.



**OPTIONAL STAND
SS-OVS-TL
\$139.**

SLEEVE KITS

5 9/16" - 1/4" to 2"

Model	Sleeve Size	Grit	Units/Kits	Price
SL-514-K-80	5 9/16" x 1/4"	80	2	\$14.99
SL-514-K-120	5 9/16" x 1/4"	120	2	\$14.99
SL-512-K-80	5 9/16" x 1/2"	80	2	\$14.99
SL-512-K-120	5 9/16" x 1/2"	120	2	\$14.99
SL-534-K-80	5 9/16" x 3/4"	80	2	\$14.99
SL-534-K-120	5 9/16" x 3/4"	120	2	\$14.99
SL-515-K-80	5 9/16" x 1 1/2"	80	2	\$14.99
SL-515-K-120	5 9/16" x 1 1/2"	120	2	\$14.99
SL-520-K-80	5 9/16" x 2"	80	2	\$14.99
SL-520-K-120	5 9/16" x 2"	120	2	\$14.99

SLEEVES

5" x 1/4" to 9" x 4"

Model	Sleeve Size	Grit	Unit/Kit	Price
SL-525-80	5" x 1/4"	80	1	\$6.99
SL-525-120	5" x 1/4"	120	1	\$6.99
SL-638-80	6" x 3/8"	80	1	\$6.99
SL-638-120	6" x 3/8"	120	1	\$6.99
SL-612-80	6" x 1/2"	80	1	\$6.99
SL-612-120	6" x 1/2"	120	1	\$6.99
SL-658-80	6" x 5/8"	80	1	\$6.99
SL-658-120	6" x 5/8"	120	1	\$6.99
SL-934-80	6" x 3/4"	80	1	\$9.99
SL-934-120	6" x 3/4"	120	1	\$9.99
SL-910-80	9" x 1"	80	1	\$9.99
SL-910-120	9" x 1"	120	1	\$9.99
SL-915-80	9" x 1 1/2"	80	1	\$9.99
SL-915-120	9" x 1 1/2"	120	1	\$9.99
SL-920-80	9" x 2"	80	1	\$9.99
SL-920-120	9" x 2"	120	1	\$9.99
SL-930-80	9" x 3"	80	1	\$14.99
SL-930-120	9" x 3"	120	1	\$14.99
SL-940-80	9" x 4"	80	1	\$24.99
SL-940-120	9" x 4"	120	1	\$24.99

OSCILLATING SPINDLE SANDER

24 1/4" x 24 1/4" cast iron tilting table

KC-OVS-FX3

- 1" to 4" rubber drums can be fitted on both ends for full use of the entire spindle
- 4" Dust chute for dust collector hook-up
- Heavy-duty oil bath gearbox with oil level sight gauge
- 10 interchangeable spindles (1/4" x 5", 3/8" x 6", 1/2" x 6", 5/8" x 6", 3/4" x 9", 1" x 9", 1 1/2" x 9", 2" x 9", 3" x 9" and 4" x 9")
- Includes 3 interchangeable table inserts and adjustment keys

\$2299.



2" X 42" BELT & 8" DISC SANDER

KC-770FX

- Powerful 1 HP, 6.2 Amp direct drive motor
- Both a 1" and a 2" sanding belt can be installed
- Comes with 1" x 42" sanding belt, 2" x 42" sanding belt, 1" & 2" belt platens, 2 x 8" adhesive sanding discs, miter gauge and adjustment hex. keys

1 HP Motor

\$499.



12" DOVETAIL JIG

K-2796

- Handles materials from 5/16" to 1 1/4" thick, and widths up to 12"
- Unit includes 1/2" aluminum template

\$119.99



6" x 48" BELT & 9" DISC SANDER

KC-760L

- Two 2-1/2" dust chutes with 2-1/2" to 4" adaptor for dust collector hook-up
- Comes complete with miter gauge, 2-1/2" to 4" dust chute adaptor and sturdy enclosed cabinet stand

1 HP Motor

\$499.99



9" STICK-ON ADHESIVE DISC KITS

Model	Disc size	Grit	Units/Kits	Price
SD-9-K-60	9"	60	3	\$7.99
SD-9-K-80	9"	80	3	\$7.99
SD-9-K-100	9"	100	3	\$7.99
SD-9-K-120	9"	120	3	\$7.99

6" x 48" SANDING BELT KITS

Model	Belt Size	Grit	Units/Kits	Price
SB-648-K-60	6" x 48"	60	2	\$12.99
SB-648-K-80	6" x 48"	80	2	\$12.99
SB-648-K-100	6" x 48"	100	2	\$12.99
SB-648-K-120	6" x 48"	120	2	\$12.99

10

MAGNETIC SWITCHES

Comes with twist lock emergency stop button



Comes with padlock and 2 spare keys

\$129.99 ea.

KMAG-110-811	110V (8-11 Amp.)
KMAG-110-1114	110V (11-14 Amp.)
KMAG-110-1417	110V (14-17 Amp.)
KMAG-220-811	220V (8-11 Amp.)
KMAG-220-1114	220V (11-14 Amp.)
KMAG-220-1417	220V (14-17 Amp.)
KMAG-220-1721	220V (17-21 Amp.)

ABRASIVE CLEANER

K-1306

1 1/2" x 1 1/2" x 8 1/2"



\$16.99

**KC-790FX
\$1799.**

**KC-790FX-DC
WITH BUILT-IN DUST COLLECTOR
\$1999.**

Dust Collector Bag

KDCB-790



\$39.99

6" X 48" BELT & 12" DISC SANDERS

- Powerful 1.5 HP, 110V/220V motor
- 4" dust chute for dust collector hook-up (KC-790FX only)
- Comes with aluminum miter gauge, cast-iron work stop, T-slot centre point, enclosed stand and adjustment hex. keys

OSCILLATING EDGE SANDERS

& ACCESSORIES

6" x 89" OSCILLATING EDGE SANDER

KC-689-OSC-7

- Quick belt release lever
- Comes with miter gauge, table guide and end table
- 4" Dust chute

\$1749.



6" x 89" SANDING BELTS

Model	Belt Size	Grit	Unit	Price
SB-689-60	6" x 89"	60	1	\$24.99
SB-689-80	6" x 89"	80	1	\$24.99
SB-689-100	6" x 89"	100	1	\$24.99
SB-689-120	6" x 89"	120	1	\$24.99

End table allows curved sanding operations



6" x 108" EDGE SANDER

CT-108C

- 2 HP motor
- Table size:
Front 37" x 7 3/4",
Side 19" x 12"
- 4" Dust chute

\$2999.



6" x 108" SANDING BELTS

Model	Belt Size	Grit	Unit	Price
SB-6108-60	6" x 108"	60	1	\$24.99
SB-6108-80	6" x 108"	80	1	\$24.99
SB-6108-100	6" x 108"	100	1	\$24.99
SB-6108-120	6" x 108"	120	1	\$24.99

Easy and convenient belt tension and tracking adjustment



6" x 108" OSCILLATING EDGE SANDER

KC-108-OSC

- Powerful 2 HP motor
- Balanced 7" rubber drive wheel and 3" crown idler wheel

Easy and convenient belt tension and tracking adjustment



\$3299.

5" x 120" SANDING BELTS

Model	Belt Size	Grit	Unit	Price
SB-5120-80	5" x 120"	80	1	\$19.99
SB-5120-120	5" x 120"	120	1	\$19.99
SB-5120-150	5" x 120"	150	1	\$19.99
SB-5120-180	5" x 120"	180	1	\$19.99

OPEN DRUM SANDERS

16" OPEN DRUM SANDER

KC-1632DS

- 10 Amp. motor
- Drum speed: 1,720 RPM
- 2 1/2" dust chute
- Easy clamping sanding belt loading system

\$1299.



With its open ended design this machine can sand a 32" wide piece in 2 passes

Infeed and outfeed tables can be folded down



Metric or imperial digital depth gauge for increased thickness accuracy



22" OPEN DRUM SANDER

KC-2244DS

- Powerful 1.75 HP motor
- 22" x 5" aluminum sanding drum

\$2199.



With its open ended design this machine can sand a 44" wide piece in 2 passes

26" X 12" DUAL DRUM SANDER

KC-26DS

- 3 HP (220V) motor
- 2 speeds (3-20 SFPM)
- Twin 4" dust chutes
- Magnetic safety switch
- Variable feed speed

\$3799.

Two 5" aluminum sanding drums are precision balanced and driven by 2 V-belts



5" x 120" SANDING BELTS

Model	Belt Size	Grit	Unit	Price
SB-5120-80	5" x 120"	80	1	\$19.99
SB-5120-120	5" x 120"	120	1	\$19.99
SB-5120-150	5" x 120"	150	1	\$19.99
SB-5120-180	5" x 120"	180	1	\$19.99




26"X12" THICKNESS CAPACITY

NOVA G3 WOOD LATHE CHUCK ANNIVERSARY BUNDLE



- 48260**
- 3-3/8" 4 jaw chuck
 - 1" x 8 TPI
 - 20, 50 & 100mm and Mini Cole jaw sets
 - No chuck insert required
- Fits:
KWL-1016C,
KWL-1218VS,
KWL-1443VS




\$269.99

G3 REVERSIBLE CHUCK KIT (3-1/2")



- 48232C**
- Direct Threaded 1" x 8 TPI RH/LH.
- KIT INCLUDES:
G3 Reversible Chuck, 50mm/2" Jaws, T-bar chuck key, Woodworm screw and fastenings



\$129.99

G3 PEN TURNING CHUCK BUNDLE KIT (3-1/2")



- 48265C**
- Direct Threaded 1" x 8 TPI RH/LH.
- KIT INCLUDES:
G3 Reversible Chuck, 50mm/2" Jaws, Pen Plus Jaws, Mandrel Saver, T-bar chuck key, Woodworm screw and fastenings



\$199.99

4 JAW 1/4" WOOD LATHE CHUCK

- KWL-100**
- Fits models :KWL-1016C, KWL-1218VS & KWL-1443VS
1" x 8 TPI



\$99.99

1-1/4" x 8 TPI WOOD LATHE CHUCK ADAPTOR

- KW-200**
- Allows a 1" x 8 TPI wood lathe chuck to be installed on a 1-1/4" x 8 TPI wood lathe spindle
 - Fits KWL-1643ABC



\$29.99

8 PC. WOOD LATHE CHISEL SET

- KPRO-08**
- Long 10" hard wood handles



\$79.99

UNIVERSAL STAND & EXTENSION FOR WOOD LATHES

SS-EXT-101

- Leveling feet for stability on uneven floors
- Made of sturdy tubular steel
- Adjustable upper supports with 1" increments
- Optional stand extension (mod. SS-EXT-101) provides support for wood lathes fitted with bed extensions

SS-KWL-100 & SS-EXT-101 shown here with KWL-1218VS and EXT-1218VS installed.



\$88.99

SS-KWL-100

- Leveling feet for stability on uneven floors
- Made of sturdy tubular steel
- Adjustable upper supports with 1" increments



Stand only Fits:
KWL-1016C, KWL-1218VS

SS-KWL-100 shown here with KWL-1016C installed.

\$169.99



WOOD LATHES & ACCESSORIES

8" X 13" VARIABLE SPEED WOOD LATHE

KWL-813VS

- Variable speed range of 750 to 3200 RPM
- 8" inboard swing for bowl turning
- Complete with 4-1/4" and 7" tool rests with 1/2" post diameter, 5-3/4" faceplate, MT#1 live center, MT#1 spur center, steel knock-out bar, adjustment keys and hex. keys



\$299.99

10" X 16" WOOD LATHE

KWL-1016C

- 6 speeds (480, 1270, 1960, 2730, 3327, 4023) RPM
- Complete with MT#2 live center, MT#2 spur center, 3" faceplate, steel knock-out bar, hex. keys and safety glasses



OPTIONAL BED EXTENSION

EXT-1016

- Increases the spindle turning capacity to 38"

\$129.99



\$499.99

12" X 18" VARIABLE SPEED WOOD LATHE

KWL-1218VS

- Reliable single board computer microprocessor for precise control
- Comes complete with 3" faceplate, 6" & 12" tool rests with 5/8" post diameter, MT#2 spur centre and MT#2 heavy-duty live centre, safety goggles, knock-out rod, tool storage rack, screwdriver and 4 hex. keys



High performance 1 HP motor

\$699.99

OPTIONAL BED EXTENSION

EXT-1218VS

- Increases the spindle turning capacity to 44"

\$139.99



Pivoting headstock turns 180° and locks into position for outboard turning

14" X 43" VARIABLE SPEED WOOD LATHE WITH DIGITAL READOUT

KWL-1443VS

- Spindle tachometer with digital readout
- Variable speed from 600 - 2,400 RPM
- Pivoting headstock turns 180°
- Quick release headstock, tailstock and tool rest assembly for easy adjustments
- Comes complete with 6" face plate, 12" tool rest with offset and base, MT#2 headstock and tailstock centres and adjustment wrenches

\$999.99

KING INDUSTRIAL PROFESSIONAL SCROLL SAWS

16" KXL-16

- 1.3 Amp DC motor
- Variable speed (400-1400 strokes/min)
- Tool free blade change system with blade holders which accept standard 5" pinless blades
- Entire head tilts up to 30° to the left and up to 45° to the right for angled cuts
- Large 12" x 18-1/2" stationary table with built-in 2-1/2" dust chute for dust collector hook-up
- Comes with five 5" pinless blades, replacement blade tension lever kit and adjustment hex. key

\$749.

Built-in dust blower system




30" KXL-30/100

- 1.3 Amp DC motor
- Variable speed (400-1550 strokes/min)
- Tool free blade change system with blade holders which accept standard 5" pinless blades
- Entire head tilts up to 38° to the left and up to 45° to the right for angled cuts
- Large 14" x 32-1/2" stationary table with built-in 2-1/2" dust chute for dust collector hook-up
- Comes with five 5" pinless blades, foot switch, replacement blade tension lever kit and adjustment hex. key

WOW
NEW/LOWER PRICE
\$1149.

Comes standard with foot switch

Built-in dust blower system



OPTIONAL

Pedal Switch
XL-100



OPTIONAL

STAND
KSS-16XL
For Model:
KXL-16



\$129.

OPTIONAL

STAND
KSS-30XL
For Model:
KXL-30/100



\$129.

Router Table Kits

ROUTER TABLE KIT XL-200MEP

Kit includes:

- XL-080- Router Table Fence
- XL-049- MDF Table
- XL-114- Phenolic Router Insert Plate
- XL-085- Floor Stand with Switch

XL-080



XL-049



XL-114



XL-085



\$899.

DELUXE ROUTER TABLE KIT XL-200C

Kit includes:

- XL-125- Router Lift
- XL-080- Router Table Fence
- XL-075- Cast-iron Table
- XL-130- Universal Dust Collection Kit
- XL-085- Floor Stand with Switch

XL-125




XL-080



XL-075



XL-130



XL-085



\$1999.

BENCH GRINDERS

KC-690

- 3.5 Amp. motor
- 3500 RPM

\$69.99



8" LOW SPEED LONG SHAFT BUFFER KC-899LSB

KC-899LSB

- 1/2 HP motor - 1,750 RPM
- Two 8" x 1/2" spiral sewn cloth buffing wheels

\$159.99



8" LOW SPEED BENCH GRINDER WITH LIGHT KC-895LS

Comes complete with diamond wheel dressing tool, tool rests, eye shields, course 60 grit and fine 120 grit 8" x 1" white aluminum oxide grinding wheels

\$159.99



KC-1090

- 14 Amp. motor
- 1720 RPM

\$349.



1.5 HP (220V)
Direct Drive Motor

12" HEAVY-DUTY BENCH GRINDER WITH FLOOR STAND KC-1295

- Cast-iron wheel guards and dust vents with 2-1/2" T-fitting adaptor for dust collection
- Built-in cast-iron quench tray, 36 Grit and 60 Grit 12" x 2" grinding wheels

\$1699.



ROUTER REDUCER COLLARS

XL-314



\$49.99

3-1/4"

XL-312



\$49.99

3-1/2"

4 PC. INSERT RING KITS

Zero Clearance



XL-074

\$99.99

(1/4", 1/2", 1-3/8", 2-1/2")


XL-076

\$99.99

ROUTER LIFT WITH HEIGHT LOCK XL-125

11-3/4" x 9-1/4" anodized aluminum top plate

\$599.99



PHENOLIC ROUTER INSERT PLATE XL-114

XL-114

11-3/4" x 9-1/4"

\$99.99



WOOD BANDSAWS & ACCESSORIES

10" WOOD BANDSAW KC-1002C

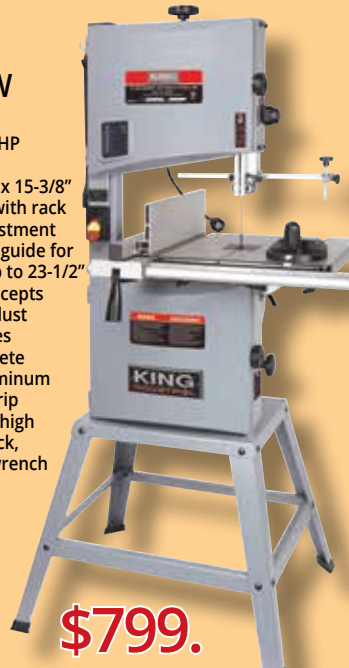
- Powerful 1/2 HP 120V motor
- Table size with extensions 13-3/8" x 13-1/8"
- Dust chute accepts 2", 2-1/2" and 4" dust collector hoses
- Comes complete with miter gauge, rip fence, adjustment wrench and hex. keys



\$399.99

12" WOOD BANDSAW KC-1202FX

- Powerful 3/4 HP 120V motor
- Large 18-7/8" x 15-3/8" tilting table with rack & pinion adjustment
- Circle cutting guide for diameters up to 23-1/2"
- Dust chute accepts 2", 3" and 4" dust collector hoses
- Comes complete with cast aluminum miter gauge, rip fence with 5" high face, push stick, adjustment wrench and hex. keys



\$799.

14" WOOD CUTTING BANDSAW WITH RIP FENCE AND RESAW GUIDE

KC-1433FXR
•7.5 Amp. motor

\$1059.
* After \$40.00 mail-in rebate
* Sale price \$1099.00 Taxes payable on price before rebate

RIP FENCE SYSTEM WITH RESAW GUIDE
RF-1433R
With the purchase of # KC-1433FXR **\$139.99**

RISER BLOCK KIT
KW-049
Comes complete with a 105" blade **\$139.99**

NEOPRENE WHEEL PROTECTOR FOR 14" WOOD BANDSAWS
KW-094 **\$19.99**



67 1/2" WOOD CUTTING BANDSAW BLADES						
Model	Length	Width	TPI	Thickness	Price	
KBB-1018-14	67 1/2"	1 7/8"	14	.020"	\$24.99	
KBB-1014-6	67 1/2"	1 1/4"	6	.020"	\$24.99	
KBB-1038-6	67 1/2"	3/8"	6	.020"	\$24.99	
KBB-1012-6	67 1/2"	1 1/2"	6	.020"	\$24.99	
KBB-1012-6	67 1/2"	1 1/2"	6	.020"	\$24.99	

88 3/16" WOOD CUTTING BANDSAW BLADES						
Model	Length	Width	TPI	Thickness	Price	
KBB-1218-14	88 3/16"	1 7/8"	14	.025"	\$27.99	
KBB-1236-10	88 3/16"	3/16"	10	.025"	\$27.99	
KBB-1214-6	88 3/16"	1 1/4"	6	.025"	\$27.99	
KBB-1238-6	88 3/16"	3/8"	6	.025"	\$27.99	
KBB-1212-6	88 3/16"	1 1/2"	6	.025"	\$27.99	

93" WOOD CUTTING BANDSAW BLADES						
Model	Length	Width	TPI	Thickness	Price	
KBB-1418-14	93"	1 7/8"	14	.025"	\$25.99	
KBB-1414-6	93"	1 1/4"	6	.025"	\$25.99	
KBB-1436-10	93"	3/16"	10	.025"	\$25.99	
KBB-1438-6	93"	3/8"	6	.025"	\$25.99	
KBB-1412-6	93"	1 1/2"	6	.025"	\$25.99	
KBB-1434-4	93"	3/4"	4	.025"	\$25.99	

14" WOOD BANDSAW WITH 12" RESAW CAPACITY KC-1502FXB

- 2 speeds (2300-3250) SFPM
- Cast-iron table tilts 45° to the right
- Motor, blade, miter gauge and precision "TRU-RIP" aluminum rip fence with resaw guide included

20" x16" cast iron table
12.8 Amp. @ 110V - 6.2 Amp. @ 220V
Pre-wired to 110V



\$1999.

220VOLT CONVERSION KIT
KW-220-1502
For: KC-1502FXB
\$99.99

17" WOOD BANDSAW KC-1702FXB

- 2 speeds (1600/3300) SFPM
- Rack and pinion height adjustment system
- Cast-iron table tilts 10° to the left & 45° to the right
- Miter gauge system

17" x17" cast iron table
14 Amp. @ 110V - 7 Amp. @ 220V
Pre-wired to 110V



\$2299.

21" WOOD BANDSAW KC-2102FXB

- 2 speeds (1890/3800) SFPM
- Cast-iron table tilts 10° to the left & 45° to the right
- Rack and pinion height adjustment system
- Miter gauge system

21" x21" cast iron table
16 Amp. @ 110V - 8 Amp. @ 220V
Pre-wired to 220V



\$2799.

17" VARIABLE SPEED WOOD & METAL CUTTING BANDSAW KC-1700WM-VS

- Variable speeds (wood): 540-3600 SFPM
- Variable speeds (metal): 100-650 SFPM
- Voltage (input power): 220V, 1 phase, 60 Hz
- Cast-iron table tilts 5° to the left & 45° to the right

23 1/2" x17" cast iron table
2 HP 7 Amp. @ 220V



\$4499.

Comes with: a 1/2" x 6 TPI wood cutting blade, 1/2" x 10 TPI metal cutting blade, laser guide, work lamp, miter gauge and a precision "TRU-RIP" aluminum rip fence with resaw guide

112" WOOD CUTTING BANDSAW BLADES						
Model	Length	Width	TPI	Thickness	Price	
KBB-1514-6	112"	1 1/4"	6	.025"	\$25.99	
KBB-1538-6	112"	3/8"	6	.025"	\$25.99	
KBB-1512-4	112"	1 1/2"	4	.025"	\$25.99	
KBB-1534-3	112"	3/4"	3	.025"	\$29.99	
KBB-1510-2	112"	1"	2	.032"	\$29.99	

131 5/8" WOOD CUTTING BANDSAW BLADES						
Model	Length	Width	TPI	Thickness	Price	
KBB-1714-6	131 5/8"	1 1/4"	6	.025"	\$28.99	
KBB-1738-6	131 5/8"	3/8"	6	.025"	\$28.99	
KBB-1712-4	131 5/8"	1 1/2"	4	.025"	\$28.99	
KBB-1734-3	131 5/8"	3/4"	3	.025"	\$34.99	
KBB-1710-2	131 5/8"	1"	2	.032"	\$34.99	

152 1/8" WOOD CUTTING BANDSAW BLADES						
Model	Length	Width	TPI	Thickness	Price	
KBB-2114-6	152 1/8"	1 1/4"	6	.025"	\$29.99	
KBB-2138-6	152 1/8"	3/8"	6	.025"	\$29.99	
KBB-2112-4	152 1/8"	1 1/2"	4	.025"	\$29.99	
KBB-2134-3	152 1/8"	3/4"	3	.032"	\$39.99	
KBB-2110-2	152 1/8"	1"	2	.032"	\$39.99	

30 PC VARIABLE SPEED OSCILLATING MULTI-TOOL KIT & ACCESSORIES

8349QR

Each kit includes a sanding back-up pad with hook and loop backing, 24 sanding papers (60, 80 and 120 grit) with hook and loop backing, 35mm Tru-cut narrow offset saw blade, 52mm rigid offset scraper blade, hex. key, and sturdy carrying case



Tool-less quick release system



\$65.

KW-4801 \$14.99	KW-4802 \$17.99	KW-4803 \$17.99	KW-4804 \$17.99	KW-4805 \$17.99	KW-4806 \$17.99	KW-4810 \$7.99
KW-4811 \$7.99	KW-4812 \$7.99	KW-4813 \$7.99	KW-4815 \$7.99	KW-4816 \$7.99	KW-4817 \$7.99	KW-4818 \$12.99
KW-4819 \$7.99	KW-4820 \$7.99	KW-4821 \$12.99		Tru-Cut carbide KW-4823 \$14.99	Electrical Box Cutter KW-4825 \$19.99	

550 CFM AIR MOVER

8500AM

- 3 speed switch
- Comes with two on-board 120V outlets to connect up to 3 Air Movers together for bigger jobs




Stackable



\$79.99

LED DUAL-HEAD

LED WORK LIGHTS



Emits 8000 lumens

Emits 6000 lumens

KC-1502LED-C
10W Work light
emits 1500 lumens

\$59.99

Cordless

KC-1501LED
15W Work light
emits 1500 lumens

\$35.99

KC-3001LED
20W Work light
emits 3000 lumens

\$59.99

KC-4001LED
36W Work light
emits 4000 lumens

\$99.99

\$219.99 **\$149.99**

KC-4002LED-ST KC-3002LED-ST

50 FT. 5 LED STRING LIGHT

K-5016-5LED

- 50 foot 16 AWG /3 conductor grounded SJT power cord
- 75 linear feet of coverage at 10 feet in height Waterproof to IP44 standards

\$99.99

WET-DRY VACUUMS

Double filtration system

8520LP

- Powerful 3.5 Peak HP motor
- 5 US Gallon (20L)
- Comes complete with 6 ft. x1-1/4" hose, 2 pc. plastic extension wand, 20L dust bag, cartridge filter, foam filter, reusable filter, 10" floor sweep and crevice tool

\$69.99

8530LPN

- Powerful 4 Peak HP motor
- 8 US Gallon (30L)
- Comes complete with 6 ft. x1-1/4" hose, 2 pc. plastic extension wand, 30L dust bag, cartridge filter, foam filter, reusable filter, 10" floor sweep and crevice tool

\$89.99

8540LST

- Powerful 5 Peak HP motor
- 10 US Gallon (40L)
- Comes complete with 6 ft. x1-1/4" hose, 2 pc. stainless extension wand, 40L dust bag, cartridge filter, foam filter, reusable filter, 10" floor sweep and crevice tool

\$179.99

8560LST

- Powerful 6.5 Peak HP motor
- 16 US Gallon (60L)
- Convenient 18 ft. power cord
- Comes complete with 8 ft. x 2-1/2" flex hose, 2 pc. 2-1/2" extension wand, handle with air control, cartridge filter, foam filter, 14" floor sweep with squeegee insert, gulper tool, crevice tool and hanging accessory storage bag

\$299.99

HEPA CARTRIDGE FILTERS

KVAC-1145

FITS: 8520LP, 8530LPN, 8531LP-B, 8540LST

\$39.


KVAC-1150

Fits: 8560LST

\$39.

DRYWALL & PANEL LIFT

KDL-11



- Hangs drywall in sizes up to 4 ft. x 16 ft. on any ceiling or wall up to 11 ft. high
- Tripod foot brake keeps drywall lift in position during use
- Easy to assemble and disassemble, can be placed in car trunk

\$219.99

VARIABLE SPEED DRYWALL SANDER

KC-8379

- LED light illuminates the work
- Comes with 6 hoop & loop sanding papers (2 x 80, 120, 180 Grit), extension tube, dust hose, 2 vacuum adaptors (1-1/4" & 1-3/8") and adjustment hex. key

\$299.99

8 GALLON TOOL TRIGGERED WET-DRY VACUUM WITH HEPA FILTER

KC-8590TTV

- 10 Amp. motor

\$399.99

PORTABLE VARIABLE SPEED METAL CUTTING BANDSAW

KC-8377

- Variable speed dial for 0-420 SFPM
- Comes with standard 44-7/8" x 1/2" x 0.025"-14 TPI metal cutting blade

\$199.99

OPTIONAL

Miter Stand turns this Bandsaw

into a Cut-off Saw

SS-8377

\$99.99

Model	Length	Width	TPI	Thickness	Price
KBB-8376-BM-1014	44 7/8"	1/2"	10-14	.020"	\$24.99
KBB-8376-BM-1418	44 7/8"	1/2"	14-18	.020"	\$24.99

1/2" DRILLING & MIXING KIT

KC-8316

- 9 Amp. motor
- Comes with 1/2" chuck, 3 galvanized mixing paddles (10mm hex. shank), wrench and sturdy carrying case

\$149.99

BISCUIT JOINER KIT

KC-8306

- Motor: 7 Amp. 10,800 RPM
- Robust fence with 0 to 90° and 90° to 135° tilt adjustments with positive stops at 45° & 90°
- Kit includes 4" carbide tipped blade, dust bag, hex. key and plastic carrying case

\$149.99


10" JOBSITE SAW WITH FOLDING STAND

KC-5100NS

- Blade tilts 0° to 45°
- Comes with 10" x 40 tooth blade, rip fence, miter gauge, Standard and Dado table inserts, push stick and wrenches



\$399.99



15 Amp. motor
4400 RPM

TABLE SAWS & ACCESSORIES

10" CABINET TABLE SAWS

- Riving knife system for maximum operator safety
- Comes with 10" x 40 tooth carbide tipped saw blade, cast-iron miter gauge, standard and dado inserts, push stick, storage hooks and hex. keys

LEFT KC-10KX/U30
30" RIP

***\$1999.**

★ After \$40.00 mail-in rebate Sale price \$2039.00
Taxes payable on price before rebate

LEFT KC-10KX/U50
50" RIP

***\$2059.**

★ After \$40.00 mail-in rebate Sale price \$2099.00
Taxes payable on price before rebate



OPTIONAL
KXL-1015

OVERARM BLADE COVER SYSTEM WITH DUST COLLECTION

\$549.99

OPTIONAL
1 1/2" VACUUM HOSE KIT
KW-161 **\$99.99**

OPTIONAL
MELAMINE EXTENSION TABLE KIT EXT-5052

Fits: KC-10JCS, KC-26FXT & KC-10KX **\$229.**

2.5 HP
(9.6 Amp @ 230V)

INDUSTRIAL RIP FENCE SYSTEMS **EXCELSIOR**

XL-U30 30" RIP **\$449.** XL-U50 50" RIP **\$499.**

10" CABINET TABLE SAWS

Comes with riving knife, industrial "Tru-Rip" T-square rip fence system for precision cuts, laminated melamine extension table, 2 sturdy adjustable supporting legs for extension table (KC-26FXT/i50/5052 only), cast iron miter gauge with adjustable aluminum fence and flip stop, standard and dado insert

LEFT KC-26FXT/i30/30
30" RIP

***\$2999.**

★ After \$40.00 mail-in rebate Sale price \$3039.00
Taxes payable on price before rebate

LEFT KC-26FXT/i50/5052
50" RIP

***\$3099.**

★ After \$40.00 mail-in rebate Sale price \$3139.00
Taxes payable on price before rebate



TRU-RIP
Industrial Rip Fence

Powerful 3 HP (220V)

OPTIONAL Accessories

30" INDUSTRIAL RIP FENCE SYSTEM
KRF-i30



\$499.

50" INDUSTRIAL RIP FENCE SYSTEM
KRF-i50



\$549.

INDUSTRIAL ROUTER TABLE AND FENCE ATTACHMENT
KRT-100



\$899.

TENONING JIG
K-1500
Fits cabinet saws and contractor saws



\$149.

8" DADO BLADE SET
KSC-8000

- Carbide-Tipped 24 tooth ATB-R Dado blades
- Cuts grooves from 1/8" to 13/16" wide
- 5/8" Arbor, 7,000 RPM max.
- Comes with 14 pc. Dado Shim Set



\$119.99

6-1/2" VARIABLE SPEED PLUNGE CUT TRACK SAW

KC-8365

- Powerful 12 Amp, 120V variable speed "soft-start" motor with "constant torque" technology
- Comes with efficient 1L dust management system, dust bag, dust chute, set of carbon brushes and hex. key with on cord storage



\$349.99

This Plunge Cut Track Saw accepts Makita®, Dewalt®, Kreg® or Festool® 6-1/2" x 20mm arbor blades

50" Track
KW-300



\$79.99

Storage Bag
KW-301



\$29.99

Track Connector kit
KW-302



\$29.99

2 Pc. Clamp Kit
KW-303



\$39.99

12" RADIAL ARM SAW

KC-12RAS

(220V, 1 PHASE)

- Powerful 2 HP, 220V single phase motor
- Precision indexing with positive stops at 22.5°, 45° and 90° for accurate bevel cuts
- Two 4" Dust chute for dust collector hook-up
- Includes 12" negative rake blade, blade arbor laser guide attachment, adjustment wrenches and hex. keys



\$3999.

We reserve the right to limit quantities. We reserve the right to correct any typographical and pictorial errors without notice. Articles may vary from illustration shown. Some retailers may not stock all products due to space restrictions and product availability.